


RFID Data Model for Libraries



Proposal for a Data Model

RFID Data Model for Libraries Working Group
Affiliated to Danish Standard S24/u4

Final document - July 2005
Including Amendment #1 - March 2006
Status: Public

RFID Data model for libraries

This version is the
Final document - July 2005
With the minor adjustments from Amendment #1 incorporated and with Amendment #1
reproduced as annex G

Editorial note: During implementation in a Swedish library two of the companies participating
in the working group discovered an ambiguity in the interpretation of the structure for
'structured extensions'. The working group settled the question by issuing Amendment #1 of
March 28 2006.

Editorial responsibility for this edition: Morten Hein
April 20 2006
Doc 070 model+ amend
Status: Public

Table of contents

Summary	5
Part 1 - Introduction 7	
1.1 Intro	7
1.2 Scope.....	7
1.3 Background.....	8
1.4 The working group.....	9
1.5 Work method and editorial information.....	10
1.6 Basic standards.....	11
Part 2 - Discussion on the data model.....	13
2.1 Different approaches to a data model	13
2.2 Data elements.....	13
2.3 Value and range.....	14
2.4 Encoding.....	17
2.5 Physical mapping.....	19
2.6 Pre-requisites.....	19
2.6.1 Background standards	19
2.6.2 Interface to ILS.....	20
2.6.3 Application Family Indicator.....	21
2.6.4 Security.....	22
2.6.5 RFID and privacy.....	24
2.7 Conclusion.....	24
Part 3 - The Data Model proposal.....	25
3.1 General structure.....	25
3.2 Mandatory starting block.....	26
3.2.1 Fields.....	26
3.2.1.1 Standard version.....	26
3.2.1.2 Type of usage.....	27
3.2.1.3 Number of parts in item.....	27
3.2.1.4 Ordinal part number.....	28
3.2.1.5 Primary item ID.....	28
3.2.1.6 CRC.....	29
3.2.1.7 Country of Owner library.....	29
3.2.1.8 Owner library.....	29

RFID Data model for libraries

3.2.2	Chip layout of mandatory starting block.....	30
3.2.3	Special handling in 32 bytes tags.....	30
3.3	Optional data blocks.....	30
3.3.1	Frame encoding.....	30
3.3.2	Length.....	31
3.3.3	Data block ID.....	31
3.3.4	Checksum.....	31
3.3.5	Special frame encoding in optional data blocks.....	31
3.4	Special optional data blocks.....	32
3.4.1	End data block.....	32
3.5	Structured extension data blocks.....	32
3.5.1	Media format and alternate item ID (ID=1)	32
3.5.1.1	Media format.....	33
3.5.1.2	Alternate item id.....	33
3.5.2	Extended owner library	33
3.5.3	Acquisition	34
3.5.3.1	Supplier ID.....	34
3.5.3.2	Item Identification.....	34
3.5.3.3	Order number.....	34
3.5.3.4	Invoice number.....	35
3.5.3.5	Other	35
3.6	Unstructured extension data blocks.....	35
3.7	String encoding.....	35
3.8	Writing the tag.....	36
3.8.1	Tags with 32 bytes user data space.....	36
3.8.2	CRC.....	36
3.8.3	Unused space.....	36
3.8.4	End of tag.....	36
3.9	Reading the tag.....	36
3.9.1	Fast reading.....	36
3.9.2	Optimized reading.....	37
3.9.3	Structured or Unstructured extensions.....	37
3.10	Security.....	37
	Annex A: Selection of RFID carrier frequency for library applications.....	39
	Annex B: Empirical test results.	
	Inventory Operation Performances versus Read Memory Size.	43
	Annex C: ALA: Resolution on radio frequency identification (RFID) technology and privacy principles.....	51
	Annex D: Cyclic Redundancy Check (CRC). Example of CRC calculations:.....	49
	Annex E: Presentation of participating companies	53
	Annex F: How to get an AFI	57
	Annex G: Amendment #1	59

Summary

This report is the result of the work of the RFID Data model for libraries working group. The working group was established in November 2004 and affiliated to Danish Standard S24/u4 in cooperation with the RFID vendors on the Danish library scene. The purpose was to establish an RFID Data Model for the Danish market with a view to providing the background for international initiatives in standardisation for libraries.

The organisations behind the working group are:

3M Germany.

Axiell Bibliotek AB.

Bibliotheca RFID Library Systems AG.

Dantek A/S.

DBC medier.

Draupnir.

Codeco.

FKI Logistex A/S.

P.V. Supa Oy Ltd.

Tagsys.

TagVision.

Tårnby Kommunebiblioteker.

Hein Information Tools

The data model proposal report consists of three parts plus annexes:

Part 1 contains background information, formalities and progress of the work.

Part 2 outlines the principal demands for a data model and presents the discussion on choices and options to consider and the conclusions. There is the selection of data elements to be included and the construction of mandatory and optional elements. Important conclusions are the standards background in the ISO/IEC 18000 family with the choice of the 13.56 MHz frequency. The rest of the work is based on the ISO/IEC 15961-63 standards. For encoding UTF-8 is specified. The data model does not cover security issues. There is a discussion on usage of AFI. However, this issue is still open.

Part 3 is the detailed data model defining data elements, the structure of data elements, encoding and value range. The complete structure for RFID tags for library usage including encoding and check facilities.

RFID Data model for libraries

It is detailed almost to the programmer's level. This is done to achieve clarity and to avoid ambiguities.

Part 1 - Introduction

1.1 Intro

The ever more intense interest in massive introduction of library applications facilitating usage of RFID tags has placed libraries and vendor in a position where the absence of common standards is a serious obstacle. Without common standards both libraries and vendors are running risks of introducing proprietary solutions without perspectives or security for life span or for costs. The purpose of this work is to provide a data model which will be useful in present day libraries, however, the structure shall be open for the future.

1.2 Scope

The scope of *the RFID Data model for libraries working group* is to set up a data model for the content of RFID tags to be used in library applications.

It is envisaged that the data model shall be in 3 parts:

- A mandatory part
- A structured extension part
- A nonstructured extension part

The data model shall also deal with the following issues:

- The RFID tag in security systems
- The relation between a library data model and other application areas

The data model will appear as a data structure and its encoding format.

The data model shall be applicable in Danish Libraries. At the same time the approach shall be so broad that international aspects are taken into consideration.

The result of the work will be submitted to Dansk Standard S24/u4. When approved it will be published as a "Dansk Standard INF" publication and submitted to relevant parties in Denmark, in the ISO system and elsewhere.

The working language of the working group is English.

RFID Data model for libraries

1.3 Background

The first examples of RFID interest for Danish libraries

RFID connection to libraries already has a long history. More than 20 years ago a marine biologist had the intention to trace fresh water fish in Danish rivers. He also addressed Danish library authorities with the idea of using the technology for circulation control systems. Unfortunately nothing emerged from this effort.

A few years later - in 1983 - a large Danish industrial company became interested in RFID. It demonstrated its ideas to Danish library authorities and was encouraged to go ahead. Again nothing materialised afterward.

Later RFID applications were mentioned as the ultimate library IT application that no one cared to invent. During the IFLA meeting in Copenhagen 1997 a number of informal contacts were made but nothing happened. With hindsight it was probably a good thing as the technology was still immature.

The 1999 initiative for an international standard

In 1999 Danish Standard was addressed by a consultant working for a Danish company with a proposal for a data model for library RFID applications. Danish Standard had consultations with companies in the application area. After some additional work a simplified data model was established. The data model was submitted to ISO TC46 as a proposal for a new work item. At the ISO ballot the proposal could not draw sufficient support to become an ISO TC46/SC4 new work item.

RFID on the Danish library scene

Even without standardisation the interest in RFID library applications has been so strong that a few Danish libraries have started developments:

The municipal library in Silkeborg, Denmark started an rfid development several years ago. This was sponsored externally and regarded as a test bed. It is now regarded as a regular daily system. See: <http://www.silkeborg.bib.dk/eng/> (English text)

The municipal library in Lyngby, Denmark started an rfid application at the end of 2004. At present it is a composite system as part of the stock is still using barcode. See: <http://www.lyngbybib.dk/show.asp?id=222> (English text)

One or two more libraries are at present at the stage of initiating RFID applications.

Several libraries have made contracts with vendors on the conditions that the systems installed shall comply with the data model from the working group.

A new Danish Standard RFID initiative

With the new interest in RFID in libraries, especially in the Unites States, it has been discussed in ISO if the time had come to consider standardisation in the area.

RFID Data model for libraries

Bringing home information on this interest Danish Standard S24u4 decided in the spring of 2004 to restart work on the subject. S24u4 established a working group consisting of three of its own members:

- Leif Andresen, Biblioteksstyrelsen/Danish National Library Authority,
- Morten Hein, Hein Information Tools and
- Tommy Schomacker, Dansk BiblioteksCenter.

The working group decided that instead of starting with a data model it would be more appropriate to make scenarios for the utilisation of RFID technology. A report was published in September 2004 in Danish with English abstract.

Based on that report meetings have been arranged in Aalborg and Lyngby. Altogether 250 representatives have had the results presented and have discussed the findings and suggestions.

The need for co-operation and the Danish National Library Authority

The need for co-operation in Danish public libraries is rather pronounced. Based on this fact the Danish National Library Authority published a statement on September 9th 2004.

View <http://www.bs.dk/content.aspx?itemguid={D66CA66B-5EFF-4F06-A012-AC8F7F98325D}>

The Danish National Library Authority set 5 objectives for usage of RFID in Danish libraries:

- For inter library loan safeguarding an rfid tag from one library shall be readable and usable in other libraries
- An RFID application shall have a standardised interface to any library system
- To ensure independence of suppliers RFID tags shall be available from several sources
- To ensure backwards compatibility RFID tags shall use the same identification numbers as used on present barcode systems
- Danish library RFID applications shall comply with existing international standards.

1.4 The working group

At a meeting on November 16, 2004 Danish Standard represented by the secretariat and members of S24/u4 had invited all known potential suppliers of RFID solutions for the Danish Library market. Danish Standard presented the document on Scenarios in RFID applications and asked the participants if the way ahead could be a working group representing the suppliers for the purpose of making a proposal for a data model for library RFID applications.

The participants agreed that a working group would be a step forward towards standardisation and were of the opinion that this would be beneficial for libraries and suppliers. It was a common understanding that a document resulting from a successful piece of work should be approved by Danish Standard and subsequently published as a technical report. In Danish Standard terminology this will be a 'DS Inf' publication.

RFID Data model for libraries

The RFID Data model for libraries working group was established. Due to the international participation in the work it was decided that the working language should be English. Invitations were made to join the working group.

The RFID Data model for libraries working group has the following members:

Wolfgang Friedrichs, 3M Germany.
Anders Bjurnemark, Axiell Bibliotek AB.
Gregor Hotz, Bibliotheca RFID Library Systems AG.
Henrik K. Jensen, Bibliotheca RFID Library Systems AG.
Henrik Dahl, Dantek A/S.
Carsten H. Andersen, DBC medier.
Kaj Frøling, Draupnir.
Jan Didriksen, Codeco.
Ian Koch, Codeco.
Dennis Sørensen, FKI Logistex A/S.
Ivar Thyssen, [P.V. Supa Oy Ltd.](#)
Pierre Matignon, Tagsys.
Alastair McArthur, Tagsys.
Ole Sundø, TagVision.
Henrik Wendt, Tårnby Kommunebiblioteker.
Morten Hein, Hein Information Tools (chairman).

1.5 Work method and editorial information

The working group has had 4 meetings: On December 9, 2004 and on February 1, 2005. On March 1, 2005 and on April 13, 2005. All meetings were held at Tårnby Municipal Library. Kastrup, Denmark.

Between meetings and after there has been a comprehensive digital communication between the members of the working group.

The report document is a collective effort of the working group. All members have made drafts and written comments. Henrik K. Jensen, Bibliotheca, has been drafting Part 3.

Morten Hein has been the overall editor.

1.6 Basic standards

The data model for library applications is based on or related to the following standards:

International standards:

ISO 3166-1:1997 Information and Documentation. Codes for the representation of names of countries and their subdivisions - Part 1: Country codes
Origin: ISO/TC 46/WG 2

RFID Data model for libraries

ISO/IEC 10646:2003 Information technology -- Universal Multiple-Octet Coded Character Set (UCS) Amendment 2, 1996: Annex R (normative): UCS Transformation Format 8 (UTF-8)

Origin: JTC 1/SC 2

ISO 15511:2003 Information and documentation -- International Standard Identifier for Libraries and Related Organizations (ISIL)

Origin: ISO/TC 46/SC 4;

ISO/IEC 15961:2004 Information technology -- Radio frequency identification (RFID) for item management -- Data protocol: application interface

Origin: ISO/IEC/JTC 1/SC 31

ISO/IEC 15962:2004 Information technology -- Radio frequency identification (RFID) for item management -- Data protocol: data encoding rules and logical memory functions

Origin: ISO/IEC/JTC 1/SC 31

ISO/IEC 15963:2004 Information technology -- Radio frequency identification for item management -- Unique identification for RFID tags

Origin: ISO/IEC/JTC 1/SC 31;

ISO/IEC 18000 Information Technology AIDC Techniques-RFID for Item Management - Air Interface:

18000-1 Part 1 – Generic Parameters for the Air Interface for Globally Accepted Frequencies

18000-3 Part 3 – Parameters for Air Interface Communications at 13.56 MHz

Origin: ISO/IEC/JTC 1/SC31/WG4/SG3

US standard:

ANSI/NISO Z39.83 - 2002 Circulation Interchange

Part 1: Protocol (NCIP)

Part 2: Protocol Implementation

Proprietary company standard:

3M Standard Interchange Protocol (SIP)

Part 2 - Discussion on the data model - an informative discussion

2.1 Different approaches to a data model

It has been recognised that a data model for library usage of RFID tags will have four main headings: Data elements, Values and range, Encoding and Physical mapping. This is necessary due to the complexity of the technology.

A data model can be constructed according to several principles:

At one end of the spectre there is the 'One model for all purposes'. This model shall be simple and open for any type of usage. This broad variety of usage can be difficult to determine in advance.

At the other end of the spectre is 'The open model' that can vary and be differently introduced from one library community to another library community. In this case there would be a need for identifiers for each version and also a need for a registration authority to keep track of different versions so that a vendor can learn what model to apply for what market. This provides flexibility in the one hand but also bureaucracy on the other.

The aim of the working group is to launch a 'One model for all purposes', a data model that can work anywhere without local modifications. The structure of mandatory and optional parts is an example of this principle.

It can be added that even with this objective no model will last for ever. Therefore a version identifier will be in the meta data part.

2.2 Data elements

This is the core part. Which data elements shall be present and for which purpose. Data elements can be identified in two dimensions: Content categories and the categories of mandatory usage or less formalised extensions. This can be expressed in a matrix:

RFID Data model for libraries

	Mandatory part	Structured extension	Nonstructured extension
Meta data elements			
Item data elements			
Library data elements			
Application data elements			
Supplier data elements			

Apart from the structure the working group has been focusing on data elements in the mandatory part but also in the structured extension. Furthermore encoding values and ranges have been carefully examined.

2.3 Value and range

For each data element the representation for the element has to be defined. Furthermore the range of values shall be determined.

Mandatory data elements

Standard version

Even the best model will be changed or amended after a period of time. The first version of the ISBN lasted more than 30 years. Only very few issues will in future have a version life span of that length. To ensure compatibility between the first and later versions a version number is introduced as a data element.

Type of usage

An RFID tag will either be identifying a media housed in a library or a person using a library.

This data model is only covering the media handling in a library. To ensure interoperability in libraries using RFID tags for person ID part of the capacity in this field is left open for person ID. Those using person ID options should respect the standard version above and identify eventual other changes in person ID systems later in their data model.

Inside the media range examples can be given on specified usage:

- In acquisition: Item has not been entered into the library inventory yet. It can not be circulated.
- Item for circulation:
- Item not for circulation:
- Discarded item. Item is discarded and permanently removed from circulation.

Number of parts in item

‘Number of parts in item’ is used for media package handling. ‘Number of parts in item’ does tell the number of Transponders (RFID tags)/parts in a media package.

RFID Data model for libraries

Ordinal part number

'Ordinal part number' is used for media package handling. 'Ordinal part number' identifies the RFID tag at each item in a media package or the only one tag for a package.

A general tendency can be observed to produce circulation items containing more than one part. A CD with a booklet. A double CD. A book containing a CD ROM and a piece of plastic as a template for something. This has always been an added complexity in a circulation department. With self service devices this is only handled with a limited security in bar code based application. This issue may be the decisive element for changing to RFID based applications.

For each of these elements one byte is set aside. This gives a possibility to control a media package of 256 elements. This could be observed as an overdoing. However, the more simple solution of half a byte gives only an option of 16 elements. Several vendors are close to that limit already.

Primary item ID

The primary item ID is a unique identification of an item in the library. This will typically be a transfer of the ID that today is on the bar code.

The primary ID is specified to a maximum of 16 characters. The length of 16 characters is based on the experience of the members of the working group. An example of a bar code system using 27 characters has been found. Therefore a method for long IDs can be found in the data model in Part 3.

Cyclic Redundancy Check (CRC)

To ensure safety in reading a data element of selfchecking is introduced. This is specified as a 16 bit CRC for the mandatory starting block. The CRC itself is excluded from this calculation.

The CRC is a very powerful but easily implemented technique to obtain data reliability. The CRC technique is used to protect blocks of data called Frames. Using this technique, the transmitter appends an extra n-bit sequence to every frame called Frame Check Sequence (FCS). The FCS holds redundant information about the frame that helps the transmitter detect errors in the frame. The CRC is one of the most used techniques for error detection in data communications and has the following qualities:

- High error detection capabilities.
- Little overhead.
- Ease of implementation.

See an example of CRC calculations in Annex D: Example of CRC calculations

Country of Owner library

Two-character country code as specified in ISO 3166-1 Alpha-2.

RFID Data model for libraries

Owner library

A code for owner library as specified in the ISIL code (ISO 15511 International Standard Identifier for Libraries and Related Organizations).

Together *Country of Owner library* and *Owner library* is identical to ISIL. For the purpose of this data model it has been found desirable to split the two elements and to omit the hyphen. The combined data elements can hold any ISIL. Libraries with a short ISIL can cut 2 bytes in the "Library Identifier" part. This gives an option for using an RFID tag with a maximum user area length of 32 bytes. See details in Part 3. This will give a considerable economic saving and might be an option in a mass conversion at the introduction of RFID applications.

This field can be either 11 or 9 bytes long, depending on the tag.

Despite the advantages of the ISIL standard it can be observed that it is rather recent and at present only adapted by 8 countries. Even if more countries must be expected to adopt the ISIL standard in the near future it will be necessary in the data model to make provisions for libraries without ISIL codes. For this purpose a prefix byte is added to the identifier. This allows 10 or 8 bytes for the identification code.

Structured extension data blocks

Media format

Description of the item type. It should be observed that 'media format' is not the media description known from bibliographic formats. The purpose is mainly to assist sorting robots and similar equipment in an off line situation. The object is to secure that light and vulnerable items are not damaged by heavier items or exposed to unsafe conditions.

The range of values reflects this: Undefined. Book. CD/DVD/etc. Magnetic tape (Video or music). Other. Other, careful handling is required. Very small item, special handling may be required with sorting equipment.

Alternate item ID

An alternate id code for the item or used as the primary id code when it is longer than 16 characters.

Extended owner library

This field is used for long "owner library" codes.

Supplier ID

Media supplier identification. Decided by the library and the supplier.

Item identification

An item identification, decided by the library and the supplier. This number can be removed before the item goes into circulation to save space in the tag. Maybe this will also be necessary according to demands from data protection agencies.

RFID Data model for libraries

Order number

An order number for the item. Decided by the library and the supplier.

Invoice number

An invoice number for the item

The optional data elements:

- Supplier ID
- Item identification
- Order number
- Invoice number

are related to assist the process between an item supplier and the library. It can be foreseen that some media suppliers wish to extend their services so that supplied media are ready-made with RFID tags pre-written with data on an agreement with the library. At the same time data from the supplier can assist the acquisition process in the library and also the accounting checking in the library. The supplier can also benefit by using the data in an automated storage and packing facility.

The data elements can later be overwritten to save space and maybe for reasons put forward by data protection agencies. However, the supplier ID could be preserved in case of later complaints.

Unstructured extension data blocks

For obvious reasons nothing is specified about the contents of the unstructured data blocks. This can be controlled by either the vendor or the library.

2.4 Encoding

The encoding of RFID tags is a delicate job. The space available in a tag is still rather limited for the cost-conscious buyer and vendor. The encoding issue may be the most pertinent for a successful data model.

Three factors can be observed as important

- There are no general guidelines in the present set of generic standards on how to introduce encoding
- The limited capacity of RFID tags call for rather compressed solutions
- To facilitate fast operation in the use of RFID tags a set of information shall physically be located at the same place in every tag.

See also Annex B: Empirical test results. Inventory Operation Performances versus Read Memory Size.

General on encoding

Several methods of high sophistication exist in encoding procedures. These methods will often end in a floating designation of data. This will not speed up reading and writing procedures.

RFID Data model for libraries

The right solution will be a fixed length format with fixed length fields. This will create a certain surplus of space thereby asking for even more compressed coding formats to save space.

If a system is only dealing with one type of RFID tag encoding with a known structure there is no need of indicating where information is located in the tag. The system will know already. There will be the need of a tag identifier and a version number. This should be indication enough for the system. There will be no need for general format information in the tag. However, certain types of format information may be needed, see below.

Encoding format

A simple solution would be to observe everything as a string of characters. Knowing the character set identification it will be easy to read everything as character strings. This could be in character octets. However the space available is not positive for this format. With less than 400 bits available as user area this would give less than 50 characters altogether. It is open to discussion whether there is a need for more compressed formats to deal with the subject.

There are several options:

- Alpha character fields as octets. Numerical fields could be as character strings in half octets making room not only for decimal numbers but also for hexadecimal expressions.
- Alpha character fields as words with less number of bits. Here the choices are 7 bits words, 6 bits words and even 5 bit words.
- Numerical fields can be compressed more than half octets, however, as mentioned before this will usually be floating information that would slow down any system.

There is little indication that complex alphanumeric expressions will be the determining factor.

- Alphanumeric fields could be encoded in words of less than 8 bits.
- Numerical fields could be coded in 4 bit words.
- All fields of fixed lengths.

This could tempt several to introduce very compressed encoding to save space. The working group finds that some saving can be achieved by very compressed encoding but that this must be considered rather short-sighted.

To ensure a longer life span for the coming data model it is the opinion of the working group that coding principles shall follow practice from other application areas.

The conclusion is to use 8 bit encoding. In certain numeric expressions binary coding will be found appropriate.

The working group has had long discussions on whether to choose ISO 8859-1 or UTF-8. The conclusion is that UTF-8 should be the encoding format. This will serve well in countries using the Latin alphabet with a larger number of characters than the range of ISO 8859-1.

RFID Data model for libraries

Thereby the usefulness of the data model will be expanded beyond the basic part of the Latin alphabet.

Format information

Some types of format information will be needed. The data model is separated in different blocks. There will be starting and ending information.

There will also be the need for format check by check calculating algorithms. These shall be identified as well. The data model is open for extensions for several fields for content larger than the specified length. Here a certain format signal will indicate the handling of overflow.

2.5 Physical mapping

The working group has introduced the category 'Physical mapping'. Again the complexity of the RFID tag shows that the physical mapping and variation hereof can influence the efficiency in reading from a particular data model including its encoding.

Through the cooperation of three of the companies participating the working group has had a series of empirical tests made. The results of these tests have formed a solid suggestion for the physical mapping. The findings of these tests can be seen in Annex B: Empirical test results. Inventory Operation Performances versus Read Memory Size.

It can be observed that the technology is perfecting more and more but that areas are still to be improved. Therefore optimisation by the physical mapping of the tag is a method that will speed up operation and raise accuracy and is an issue worth while pursuing. This is reflected in the lay out of the data model.

2.6 Pre-requisites

2.6.1 Background standards

The data model for RFID applications in libraries is based on a number of international standards.

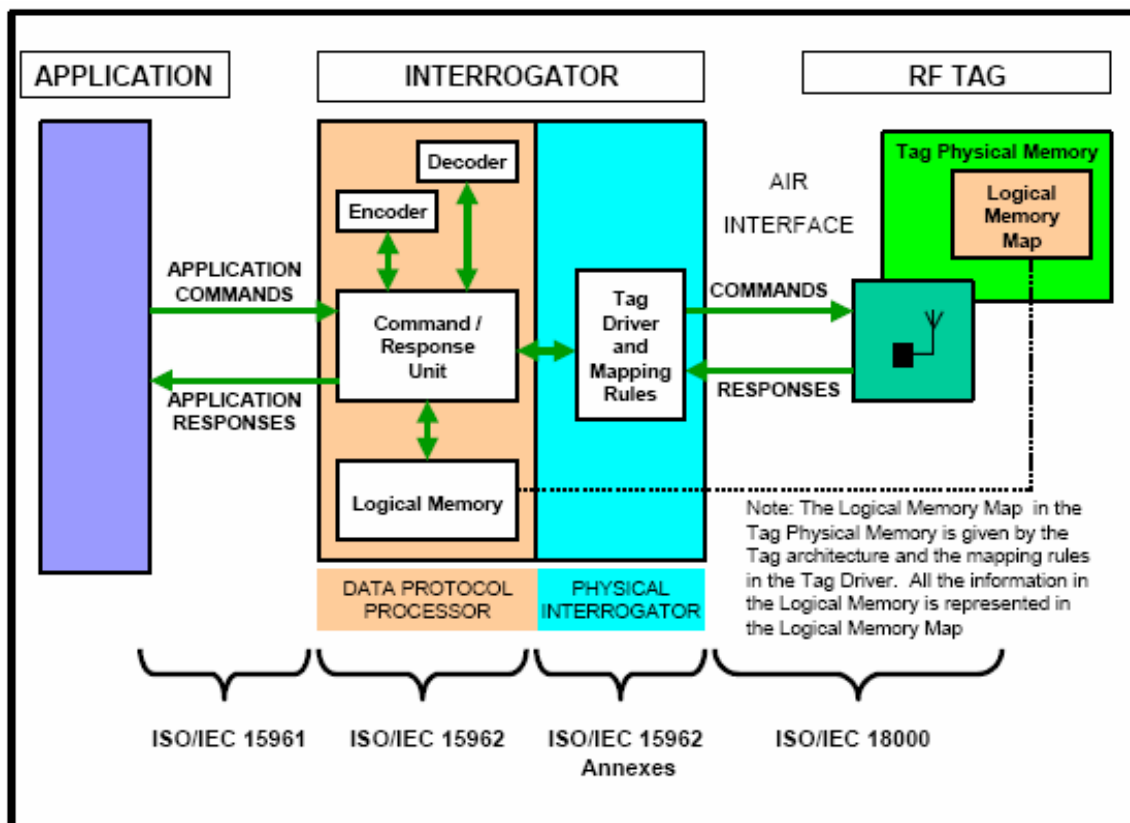
The working group had no doubts that concerning air interface the data model should rely on the ISO/IEC 18000 family of standards. Of this ISO/IEC 18000-3 is selected as it specifies the appropriate choice of frequency: 13.56 MHz. See Annex A: Selection of RFID carrier frequency for library applications.

ISO/IEC 15961: Data protocol: application interface, ISO/IEC 15962 Data protocol: data encoding rules and logical memory functions and ISO/IEC 15963 Unique identification for RFID tags shall form the basis for the next step in the RFID library applications.

ISO 15511:2003 International Standard Identifier for Libraries and Related Organizations (ISIL) is selected for identifying libraries using RFID applications according to this data model.

2.6.2 Interface to ILS

In the generic standards a certain general structure is foreseen in RFID applications. It is necessary to see if this structure can be applied to library applications without any special considerations.



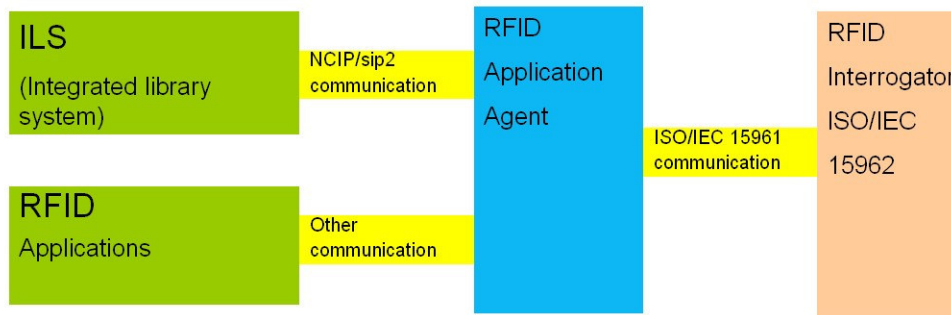
Logical functions and interfaces - as quoted from ISO/IEC 15961

ISO/IEC 16961 is covering the interface issue between the interrogator and the application. This will also be the case in library application. The interface could be detailed by two library application protocols widely used: 3M SIP 2 (Standard Interface Protocol, version 2) and NCIP (ANSI/NISO Z39.83 - 2002 Circulation Interchange). However, integrating RFID tag based applications to ILS (Integrated Library systems) brings a need for new design features as some of the functionality offered by RFID tag based systems and to be included in this data model are not supported by two recognised standards:

One example is the facility of keeping track of several entities in a common unit, e.g. a box set of CD's, an important feature in RFID tag based systems. This is not covered by the standards mentioned. At the same time the data necessary are not part of bibliographical formats or normally stored in databases in ILS systems. Other non-covered features can be observed as well.

RFID Data model for libraries

Any suggestions for the integration of these features in the mentioned protocols are outside the scope of the data model. Some may wish this to be an unsettled issue as it could be an area of competition among several suppliers. One way of dealing with the issue could be to make an application agent that would communicate with the RFID application and then communicated with the ILS for transactions covered by the mentioned protocols and also communicated with an application controlling the functionality not covered by the protocols and the ILS.



The figure illustrates these considerations

2.6.3 Application Family Indicator - AFI

The ISO 15961-15963 standards specify the introduction of Application Family Indicators (AFI) for the purpose of identifying different application areas. This can be compared to the country code in an ISBN. The application specific AFI is a method also to avoid confusion if a person carries an item with an RFID tag from one application area into another application area. An example could be a library book brought into a supermarket. Under given conditions an RFID tag could be misinterpreted by another application area system.

The AFI is specified in the systems part of a tag according to the generic standards in this field.

Some security methods are also depending on the use of AFI or a pair of AFI's. See section 2.6.4.

The working group can endorse the concept of AFI to identify the library area. The working group has been seeking ways of having a pair of AFI specified for library usage. It has, however, not been possible to find ways to do so. There is not obvious address to go for a pair of AFI's. However, in the final editorial phase new information has been tabled.

The working group is concerned that this area is still unclear and might suggest that the existing standards are not yet sufficiently implemented to secure AFI as specified in the standards for an application area like libraries to have AFI allocated according to needs.

RFID Data model for libraries

The working group has also made the observation that the space allocated to hold AFI in an RFID tag may be too narrowly specified so that the amount of AFIs possible is not sufficient to give world wide coverage of application areas.

To avoid problems with RFID systems used for other purposes the working group suggests that the AFI values for the library field are allocated.

As there is no mechanism found at present for handling AFI value allocation the working group urge everyone involved in standardisation in the libraries field to seek AFI values as soon as this is possible.

As it is absolutely necessary to have values presented to the Danish library scene as this will be a demand for endorsement on a national level the working group is proposing 2 AFI values for the Danish scene. Others - vendors and libraries in other countries - are welcome to use the same values. On applying these values both vendors and libraries should accept them as eventual temporary values and have mechanisms that can convert these values to later official values as they made be approved by ISO and IEC through JTC1.

AFI value for "Checked out" items	0x9D
AFI value for "Checked in" items	0x9E.

Changes made come from ISO/IEC SC31/WG4. No timeline is known. See Annex F. How to get an AFI.

The working group is confident that the result of its work will be the background for an international standard by ISO TC46. The appropriate body within ISO TC46 will seek a permanent solution in cooperation with the appropriate body within ISO/IEC/JTC1.

2.6.4 Security

RFID tags offer several methods for usage in security systems. Some are using the AFI for security. Other methods are also available.

The RFID suppliers are already deeply involved in using RFID technology for security. Therefore the library scene can not dictate one particular solution but will have to face the type of solutions generally offered by suppliers to all market segments.

For the time being there are two types of general solutions: Non AFI based methods and AFI based method.

Non AFI based methods

There are at least three different approaches of such security systems on the market. The following EAS bit method is one of them:

The EAS bit method

The EAS bit security function on tags allows the RFID system to record a code on the tag, which will indicate whether or not a patron has checked out the item. When the patron walks

RFID Data model for libraries

through the security gate, the detection system checks this code. If the code indicates, "Checked out", nothing happens. If the code indicates, "Checked in", an alarm goes off.

This process of checking the code needs to occur rapidly, especially when multiple items are present. Generally, that means that you would not want the system to have to read the code on each individual tag because that could take too long if a patron was carrying several items.

An approach is to use a method that will result in tags only responding if the item has NOT been checked out. If no tag responds, there is no alarm. If even one tag responds with "not checked out", then there is an alarm.

There are a number of different ways to do this. Philips, for example, has "EAS bit" capability built into a portion of their tag memory. When a reader issues an "EAS" command, the tag responds if it has not been turned off properly.

It can be observed that the EAS command is not a required part of standard ISO 15693-3 and that it will not necessarily be supported by all ISO 15693-3/ISO 18000-3 Mode 1 tags.

AFI method

Some other library vendors use a different tag function, called the AFI (Application Family Indicator) function. This function is commonly supported in ISO 15693-3 tags, as the AFI is a specified part of the standard.

There is the necessity of two AFI's for a security system. One value indicates "Checked out" another value indicates "Checked in". The typical functionality is as above: The system calls for tags with the AFI value "Checked in". If any responds then the alarm starts.

There is a location in the systems part of the memory in the tag to hold the AFI. The standard is not specifying too much about this method.

A general remark

New items arriving to the library from media vendors should - if they have active RFID tags mounted - the values for security should be set for "Checked in".

Conclusion

The working group has had discussions on the desirability of having a unique security method for a multitude of cooperating libraries. The conclusion is that this can not necessarily be achieved if each library has the freedom to choose a system from the range of suppliers without excluding suppliers with one or another method for security system.

It will be desirable that general AFI values are to identify the library sector. If such values are achieved they can be used for identifying the library sector. And they can also be used for security. Systems not using AFI for security should use the AFI value for "Checked out" to avoid confusion.

Apart from this security issues are a part of the RFID data model for libraries

RFID Data model for libraries

2.6.5 RFID and privacy

Discussions are for the time being ongoing on the subject of RFID and privacy. This is outside the scope of this data model. The working group can however endorse the statement made by ALA - The American Library Association. At the same time the working group acknowledges the existence of data protection agencies in most countries. Any library and any supplier will have to comply with guidelines set up by such agencies.

See Annex C: ALA: Resolution on radio frequency identification (RFID) technology and privacy principles

2.7 Conclusion

A revised table filled with the conclusions from the previous paragraphs shows the conclusions of the many items discussed:

	Mandatory part	Structured extension	Nonstructured extension
Meta data elements	<i>AFI</i> <i>Check method</i> <i>Standard version</i> <i>Type of usage</i>	<i>Check method</i>	<i>Not defined</i>
Item data elements	<i>Primary item ID</i> <i>Number of parts in item</i> <i>Ordinal part number</i>	<i>Alternative item ID</i>	<i>Not defined</i>
Library data elements	<i>Country of Owner library</i> <i>Owner library</i>	<i>Extended owner library</i>	<i>Not defined</i>
Application data elements	<i>none</i>	<i>Media format</i>	<i>Not defined</i>
Supplier data elements	<i>none</i>	<i>Item identification</i> <i>Order number</i> <i>Invoice number</i>	<i>Not defined</i>

The empty model of principles in section 2.2 can be combined with the discussions and conclusions in section 2.3 - 2.5 into a new matrix giving a principal overview of the data model.

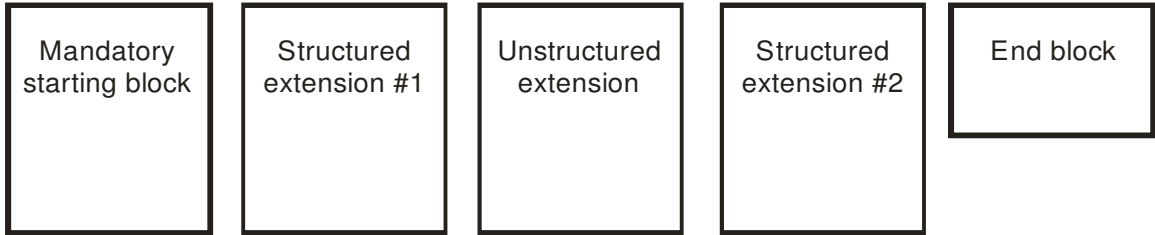
Part 3 - The Data Model proposal

This data model is the proposed normative content of this proposal and covers the user data area of the RFID tag and the AFI value. The data model can be used on tags with at least 32 bytes. The data model complies with the conclusions of the discussion in Part 2.

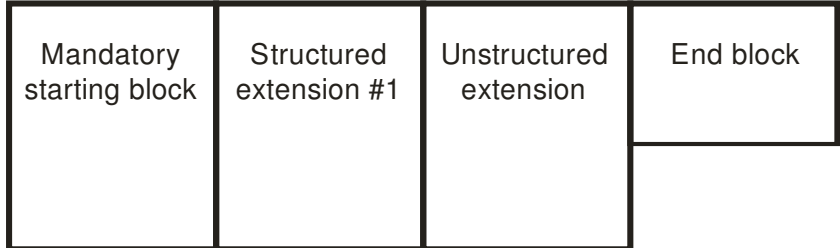
3.1 General structure

The data model is built with a mandatory starting block containing all the mandatory data of the data model, after this block optional data blocks can be placed up to the capacity of the chip.

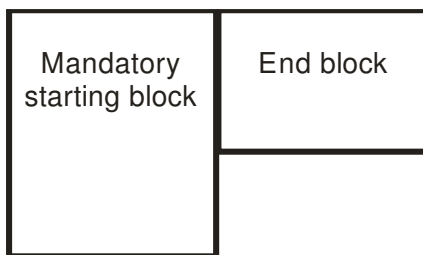
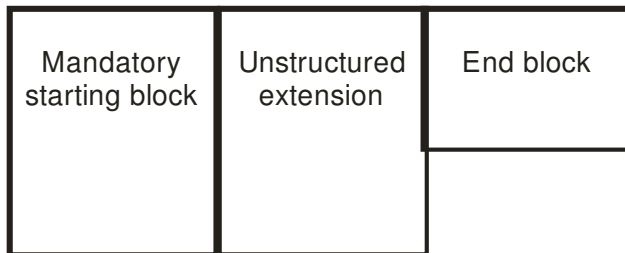
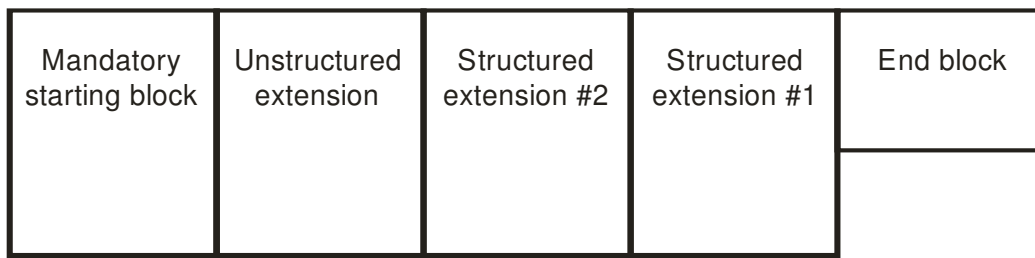
The optional data blocks use a common frame, this allows any application to get around any data block. The contents of each data block can be “structured extension”, that any application can read or “unstructured extension” that can only be read by some applications (Library or vendor dependent). Using these blocks:



The following are all valid combinations:



RFID Data model for libraries



Any application must be capable of reading all formats, but may not know how to decode the contents of the “Unstructured extension” or need the data in the “Structured extensions”

The sequence of the data blocks may be optimized for the owner library. When new items are acquired by the library they may already contain a programmed tag. It is allowed to reprogram this tag, moving the data block to the best position for the library¹.

3.2 Mandatory starting block

3.2.1 Fields

3.2.1.1 Standard version

Description:

Version of this standard, the first version of the standard has number 1. This description will contain the Versioning number history.

¹ **Note: This is only allowed for own items, ILL items may not be reprogrammed (except when agreed upon with owner library).**

RFID Data model for libraries

Value:

1

Encoding:

4 bit unsigned integer.

3.2.1.2 Type of usage

Description:

- Acquisition:
Item has not been entered into the library inventory yet, it can not be circulated.

- Item for circulation:
Any item for regular circulation.

- Item not for circulation:
The patron must not be able to checkout these items (but may do a checkin).

- Discarded item:
Item is discarded and permanently removed from circulation. It is recommended that security is in checked out state.

- Patron Card:
Indicates that this RFID Transponder is a patron card.

Values:

The following values are assigned:

- 0: Acquisition
- 1: Item for circulation
- 2: Item not for circulation. The patron must not be able to checkout such items.
- 7: Discarded item, this item must not be circulated.
- 8: Patron Card

Encoding:

4 bit unsigned integer.

3.2.1.3 Number of parts in item

Description:

‘Number of parts in item’ and ‘Ordinal part number’ are used for media package handling. ‘Number of parts in item’ does tell the number of Transponders or parts in a media package.

Values:

The number of parts in this media package (See example below).

RFID Data model for libraries

Encoding:

8 bit unsigned integer

3.2.1.4 Ordinal part number

Description:

‘Number of parts in item’ and ‘Ordinal part number’ are used for media package handling. ‘Ordinal part number’ does tell which number of Transponders this RFID tag is in a media package or that only one tag is used for the full package.

Values:

0: Only on RFID tag for the whole package. Verification that all parts are present is not supported by the RFID tag

≥ 1 : the ordinal id of this RFID tag in the package. The number is unique among the RFID tags in the media package.

Encoding:

8 bit unsigned integer

Example 1:

A single item with one RFID tag:

“Number of parts in item” = 1

“Ordinal part number” = 1

Example 2:

A media package with 3 RFID tags will have the following numbers in the tag: an

“Number of parts in item” = 3 (in all 3 RFID tags)

“Ordinal part number” = 1 (in RFID tag 1)

“Ordinal part number” = 2 (in RFID tag 2)

“Ordinal part number” = 3 (in RFID tag 3)

Example 3:

A media package with 3 items but only one RFID tag.

“Number of parts in item” = 3

“Ordinal part number” = 0

This coding make it possible to display a message like:

“Media package, please verify that all n parts are present”

3.2.1.5 Primary item ID

Description:

The primary item id does identically identify the item in the library. This is in general the code that today is on the barcode.

This id code can be up to 16 characters long.

RFID Data model for libraries

If the item id is too long for this field, it is possible to use an escape and place the primary item id in the “alternate item id” structured extension.

Encoding:

See “String encoding”.

If no primary item id is assigned (yet) all bytes are filled with chr(0).

If the first byte of the primary item id is chr(1), the item id is stored in the “alternate item id” structured extension.

3.2.1.6 CRC

Description:

A 16 bit CRC for the mandatory starting block. The CRC itself is excluded from this calculation.

The CRC is calculated using $x^{16} + x^{12} + x^5 + 1$ polynomial with hex(ffff) as start value.

This value must always be present.

The CRC will be calculated starting from the lowest address, first 19 bytes, then skipping the two CRC bytes, then 13 bytes for a total of 32 bytes (For chips with 32 data bytes only the last two bytes are assumed to be chr(0), see chapter 3.2.1.8 Owner library)

Encoding:

Binary encoding with the lsb stored at the lowest memory location

See an example of CRC calculations in Annex D.

3.2.1.7 Country of Owner library

Description:

Two character country code according to ISO3166-1. This standard specifies 7 bit characters and has to be converted.

Encoding:

See “String encoding”.

3.2.1.8 Owner library

Description:

Code for owner library, the ISIL code (International Standard Identifier for Libraries and Related Organizations ISO 15511) had been foreseen.

The ISIL is used without country code and the – delimiter, i.e. only the “Library identifier” part.

RFID Data model for libraries

When used in libraries without ISIL codes a prefix byte (see Encoding) is added to the identifier. This only allows 10 or 8 bytes for the identification code.

This field can be either 11 or 9 bytes long, depending on the tag. When it is only 9 bytes long it is still treated as 11 bytes, but with the last two bytes as chr(0). It is very important for CRC calculations that the two missing bytes are included as two chr(0) in the calculation.

Encoding:

See “string encoding”.

If the first byte of “Owner library” is chr(1), the “Owner library” is stored in the “alternate item id” structured extension.

When using national standardized codes that are not part of ISIL, the code must be prefixed with chr(2)

When using library codes that are not standardized, the code must be prefixed with chr(3).

3.2.2 Chip layout of mandatory starting block

Offset	Length	Field
0 bit 0..3	4 bit	Version
0 bit 4..7	4 bit	Type of usage
1	1 byte	Parts in item
2	1 byte	Part number
3	16 bytes	Primary item id
19	2 bytes	CRC
21	2 bytes	Country of owner library
23	11 bytes or 9 bytes	Owner library
34 or 32		

3.2.3 Special handling in 32 bytes tags

32 bytes tag can only be used when the “Library identifier” is 9 bytes or less.

When a tag only has 32 bytes user data space a modified version of the mandatory starting block is used. In this version the “Owner library” is reduced to 9 bytes in the tag. This makes the mandatory starting block exactly 32 bytes long. No other data can be stored in the tag.

3.3. Optional data blocks

3.3.1 Frame encoding

The frame for the optional data blocks uses 4 or 6 bytes.

RFID Data model for libraries

3.3.2 Length

Description:

This field includes the length of this data block. This length includes all bytes in the frame, including the length itself.

Using 0 or 1 as length has a special meaning (0: End, 1: Filler).

Encoding:

8 bit unsigned integer

3.3.3 Data block ID

Description:

This number identifies this data block and its format, see list of defined data blocks later in this document.

Encoding:

16 bit unsigned integer (lsb stored at the lowest memory location), but with an escape for 32 (24) bit encoding. When the high byte is hex(ff) is a 16 bit number, two more bytes must be read:

Offset	16 bit value	32 (24) bit value
0	Lsb	Lsb
1	Msb	Hex(ff)
2		Middle byte
3		Msb

3.3.4 Checksum

Description:

As checksum for optional data block is only used an 8 bit XOR of the data.

For calculations a new XOR checksum:

Set the checksum field to chr(0), then calculate the XOR for all bytes including length, id and checksum field. Store this value in the checksum field.

For verifying the XOR checksum: calculate the XOR for all bytes including length, id and checksum field, it must be chr(0).

3.3.5 Special frame encoding in optional data blocks

Description:

It is allowed to use a shorter frame than the specified layout, any data/fields missing from the frame data are assumed to be chr(0).

Example: A frame is supposed to contain two fields: A and B each 10 bytes long, but according to the frame length, there are only 5 data bytes.

RFID Data model for libraries

These 5 bytes are the start of A, the last 5 bytes in A is chr(0) and all 10 bytes in B are chr(0).

A frame can also be specified longer than the data requires, this can be used to align the next frame on a block boundary in the tag.

It is allowed for any application to modify the frame structure in the library's own tag, including changing the length of frames with a known format, frames with an unknown format can only be moved or deleted in the tag. This changing of the tag must only be done on request of the library.

3.4. Special optional data blocks

3.4.1 End data block

Description:

This block signals the end of data blocks. Other data can be present after this block, but they will not be part of this data model, and may be changed during a reprogramming of the tag.

Encoding:

Length=0

Data block id=not present

Checksum=not present

This makes the "End data block" one byte long, containing only a chr(0) byte

3.4.2 Filler data block

Description:

This block is used to align other data blocks on page boundaries.

Encoding:

Length=1

Data block id=not present

Checksum=not present

This makes the "Filler data block" one byte long, containing only a chr(1) byte

This block can not be specified longer, to fill more bytes use multiple "filler data blocks"

3.5. Structured extension data blocks

3.5.1 Media format and alternate item ID (ID=1)

Description:

This block contains a possible media format and can optional also contain an alternate item id. This code can be used for offline sorting.

RFID Data model for libraries

3.5.1.1 Media format

Description:

A byte specifying the type of item.

Values:

- 0: Undefined
- 1: Book
- 2: CD/DVD/etc.
- 3: Magnetic tape (Video or music)
- 4: Other
- 5: Other, careful handling is required
- 6: Very small item, special handling may be required with sorting equipment.

Encoding:

8 bit unsigned integer

3.5.1.2 Alternate item id

Description:

An alternate id code for the item or used as the primary id code when it is longer than 16 characters.

Encoding:

See “String encoding”.

One terminating chr(0) must be used if the “Extended owner library” is present.

3.5.2 Extended owner library

Description

This field is used for long “owner library” codes.

Encoding

See “String encoding”.

This field is placed after the terminating chr(0) of “Alternate item id”

When using national standardized codes that are not part of ISIL, the code must be prefixed with chr(2)

When using library codes that are not standardized, the code must be prefixed with chr(3).

RFID Data model for libraries

Offset in block	Length	Field
0	1	Length
1-2	2	Data block ID (=1)
3	1	XOR checksum
4	1	Media format
5	Variable	Alternate item id
Unspecified	Variable	Extended owner library

3.5.3 Acquisition (ID=2)

Description:

This block can be used by a book supplier to supply information about the order. It is recommended to remove most of these data before releasing the item for circulation.

Encoding:

All fields can be encoded with variable length, the total block length is controlled by the frame length byte. Either a fixed length block or a variable length block encoding is allowed.

3.5.3.1 Supplier ID

Description:

Supplier identification. To be defined by the involved parties.

Encoding:

See "String encoding".

3.5.3.2 Item Identification

Description:

An item identification, this number must be removed before the item goes into circulation. To be defined by the involved parties

Encoding:

See "String encoding".

This field is placed just after the terminating chr(0) of "Supplier id".

3.5.3.3 Order number

Description:

An order number. To be defined by the involved parties

RFID Data model for libraries

Encoding:

See “String encoding”.

This field is placed just after the terminating chr(0) of “Item Identification”

3.5.3.4 Invoice number

Description:

An invoice number. To be defined by the involved parties.

Encoding:

See “String encoding”.

This field is placed just after the terminating chr(0) of “Order number”

From the last character up the end of the block are use chr(0) as filler. No chr(0) will be present if the string goes to the end of the block.

Offset in block	Length	Field
0	1	Length
1-2	2	Data block ID (=2)
3	1	XOR checksum
4	Variable	Supplier ID
Unspecified	Variable	Item identification
Unspecified	Variable	Order number
Unspecified	Variable	Invoice number

3.5.3.5 Other (ID=3-100)

These ID codes are reserved for other standardized “Structured extensions”, adding of new structured extensions will not change the “Standard version” number in the mandatory starting block.

3.6 Unstructured extension data blocks

Nothing can be specified about the contents of the unstructured data blocks, this can be controlled by either the vendor or the library. Before using these unstructured extensions it is required to obtain a data block id.

UTF8 may be used in these blocks.

3.7 String encoding

All string fields are encoded in UTF-8 with the first character of the string stored in the lowest memory location.

RFID Data model for libraries

The end of a string can be defined in different ways:

- With a chr(0)

- The length of a fixed with field.

- The end of a structured extension block.

For fixed length fields all unused bytes must be filled with chr(0).

For variable length fields one chr(0) is used between each field.

Strings beyond the end of an extension block is assumed to be empty.

3.8 Writing the tag

Some general rules when writing to a tag.

3.8.1 Tags with 32 bytes user data space

The mandatory starting block will be truncated two bytes, but the CRC must be calculated for a full length header, the two missing bytes are just assumed to be chr(0).

3.8.2 CRC

The CRC must always be filled in with the correct value, even when not used by the readers in the library. When doing ILL, other readers will need to read the tag, and they may do CRC verification.

3.8.3 Unused space

Any unused space in blocks must be filled with chr(0), i.e. a 6 byte item id must be written as the 6 bytes id followed by 10 bytes chr(0). It is very important for reading optimization that this rule is followed.

3.8.4 End of tag

If a data block ends on the last user byte of a tag no “end block” is required.

The length specified in the last data block, must not indicate a size larger than the tag.

3.9 Reading the tag

Optimize reading the tags

3.9.1 Fast reading

When the primary item id is 12 bytes or less, it is possible to make a faster but less reliable reading. Read the first 16 bytes and verify that the last byte is chr(0).

RFID Data model for libraries

This reading can not verify the CRC, or if the item belongs in this library. It can even be a non-library tag.

3.9.2 Optimized reading

When the “owner library” is 8 bytes or less. The full mandatory header can be read and checked by reading 32 bytes, it must be verified that the last byte is chr(0).

3.9.3 Structured or Unstructured extensions

Any application must be able to handle any item, by just reading the mandatory starting block. But an increased speed/service level may be provided if the correct extensions are present.

3.10 Security

RFID tags offer several methods for usage in security systems. Some are using the AFI for security. Other methods are also available. It is up to the customer, which security mechanism will be used.

To avoid problems with RFID systems used for other purposes the AFI for “Checked out” items have to be set to 0x9D and the AFI for "Checked in" have to be set to 0x9E. Please refer to section 2.6.3.

Annex A

Selection of RFID carrier frequency for library applications

1. Introduction

RFID technology can be implemented using different carrier frequencies to wirelessly communicate data and commands to and from the RFID Tag from the RFID Reader. The different frequencies offer different properties and features. The choice of frequency for a given Application will depend on the requirements of the application and the best match of these requirements to the frequency properties.

There are 4 key RFID frequencies bands used today:

2. Low Frequency (LF) 125KHz - 134KHz

The LF is mostly considered for specific applications, although its deployment is global. It has minimal metal interference and is not sensitive to the presence of water. Expected read range is below 1,5 meter, with low data transmission rates. This carrier frequency is dominantly used for animal identification, vehicle immobiliser systems and contact less access control.

3. High Frequency 13.56MHz

As for the LF, the HF is widely deployed, thanks to a broad global frequency deployment. It is minimally affected by moisture, and uses higher data transmission rates than LF. Read range is below 1.5 meter. Manufacture of HF tags can be achieved using very low cost reel to reel processing techniques, offering low cost tags offerings. The frequency is highly reliable and predicable in the presence of metals and for random tag orientations,. Main applications are for asset tracking applications, such a library automation, laundry process automation, courier and item level supply chain and retail tagging applications.

4. Ultra High Frequency 860-960MHz

RFID Data model for libraries

The UHF is less widely deployed than HF, due to the fact that there are not globally harmonised frequency and power regulations for UHF. Different countries have different UHF frequencies available for RFID, and different power levels available.

The UHF frequency offers greater read range than other frequencies, but is adversely affected by moisture, and can not read tags shielded by the human body. The presence of metal also creates reflective surfaces that can dramatically degrade the performance of these systems. The main applications for UHF are Pallet and case tracking for Supply Chain logistics and Vehicle Tracking.

5. Micro Wave 2.45GHz

Another frequency being used for RFID is the Microwave 2.45 GHz frequency. This frequency is more globally available than UHF, but is totally unsuitable in the presence of liquids, which absorb this frequency. The frequency is not widely deployed, and requires complex implementation. Primary used is Vehicle access control

Of the four frequencies mentioned above, the two which are likely to offer the best low cost, high performance features, and are best suited to mass volume applications are HF and UHF.

When considering a carrier frequency, it is important to consider worldwide regulations that determine whether this frequency is usable all around the world or only in specific parts/regions. FCC, ETSI and Japanese emission limits are the same for 13.56 MHz and 125 kHz. It allows the use one unique RFID system reliable all over the world.

UHF normalization is still in progress: different frequencies used, different power applied and different ways of signal processing. Europe has been making significant efforts to harmonize the individual country regulations and 2004 has seen a major move toward common approval.

6. Benefits of HF (13.56 MHz) for the Library Application

The benefits of 13.56 MHz are:

- Widely adopted for Library Application today. 100's of libraries use HF RFID. To the author's knowledge there are no libraries using UHF RFID technology.
- Operates at the single frequency of 13.56 MHz, internationally. A truly global system.
- Excellent immunity to environmental noise and electrical interference.
- Reliability of bulk tag reading, of tags in various orientations.
- Unaffected by human body shielding, making it the most suitable for EAS security functionality
- Small tag size.
- Appropriate Reading range.
- Low cost tags and readers.
- Easier for Global applications due to harmonized regulatory environment.
- Ideal for item-level tracking.
- Supported by many suppliers of RFID tags and readers.

7. Conclusion

Based on above it seems reasonable to base a future standard for RFID library applications on 13.56 MHz technology.

Annex B

Empirical test results

Inventory Operation Performances versus Read Memory Size.

1 Objective:

At a meeting of the RFID Data model for libraries working group, held on the 1st March, 2005, TAGSYS offered to explore the simulation of performance of key library RFID operations versus read memory size. Bibliotheca and FKI offered to support this task. The two library operations which were proposed as being the most sensitive to memory size were the reading of books on conveyer sorting equipment and the inventory of books on library shelves.

Unfortunately, the mathematical modeling simulation software that TAGSYS expected to use for this activity, SIMTAG, proved not suitable for this simulation. Consequently, TAGSYS has resorted to performing empirical tests to explore how the performance of a given library operation may be degraded by selecting too large a memory size.

TAGSYS has selected the Book Inventory Operation as the most demanding operation for speed and accuracy of reading. All testing was performed with an ISO18000, part3, Mode 1, air interface protocol.

2 Empirical Test Results:

Test Set Up

Books configuration: 40 books used (thickness from 5 to 10 mm) representing a 33 cm long reading length.

Book Configuration :

RFID Data model for libraries



TAGSYS L-HA1 handheld antenna :



TAGSYS L-HR2 inventory reader:



Book Inventory Operation Performances vs. Read Memory Size

RFID Data model for libraries

In this test the speed of moving the inventory handheld antenna (L-HA1) was adjusted to ensure the reliable reading of all 40 RFID tagged books.

As the memory size was increased from 64 bits to 256bits to 512 bits and then finally to 896 bits, the necessary time to read the full row of books increased. Consequently, the speed of moving the handheld antenna had to be reduced to ensure reliable reading of all RFID tags.

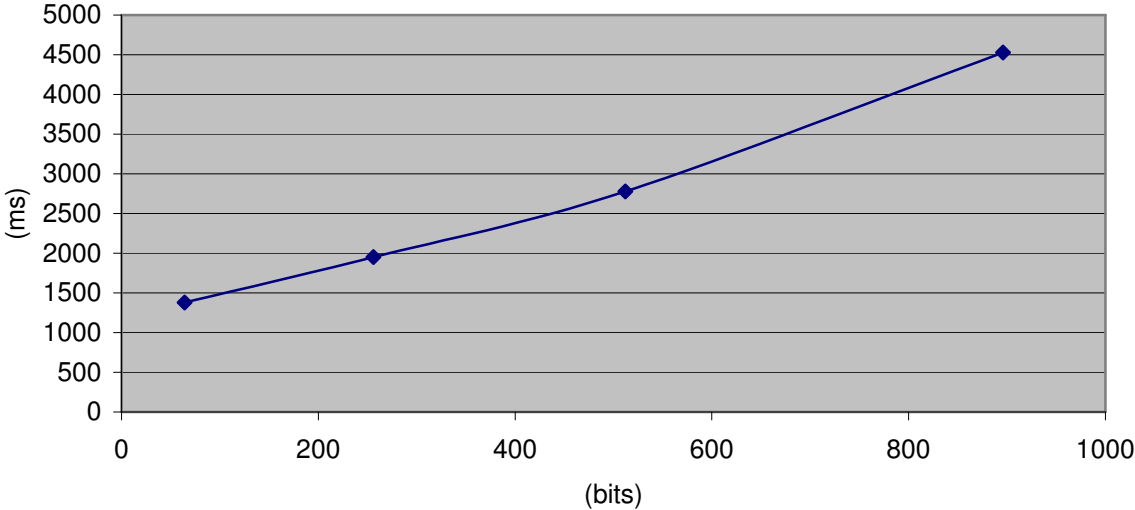
Reading station: TAGSYS L-HR2 Reader
Tests performed to get 100% success rate
40 books used (thickness from 5 to 10 mm) representing a 33 cm long reading length.

Chip: ISO 18000-3 mode 1 / ISO 15693 (Philips ICODE SLI)
For each memory size the books were scanned 10 successive times and the results averaged.

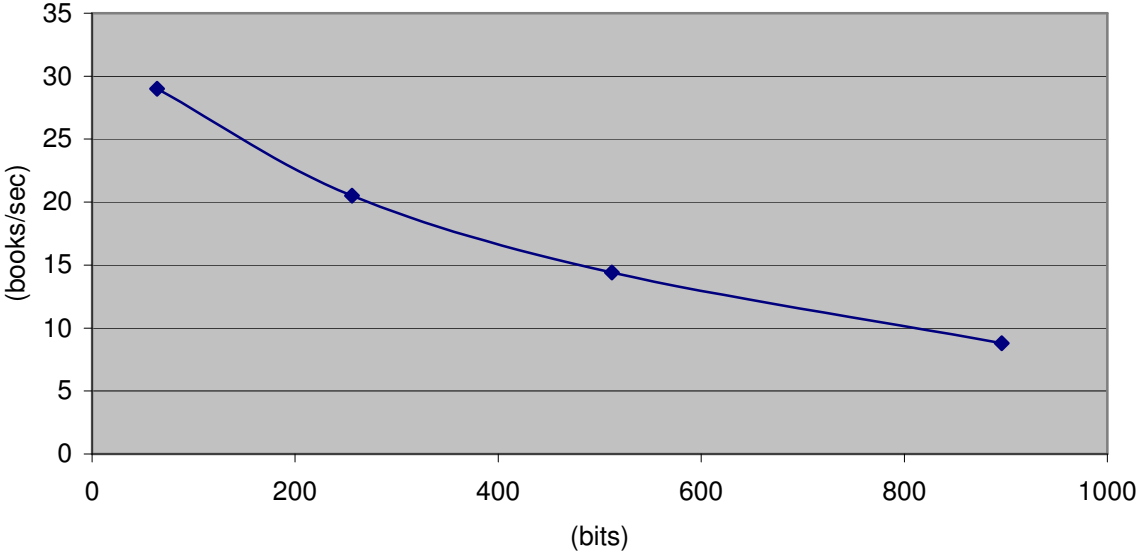
RESULTS

Memory size (bits)	Reading time (ms)	Books speed (books/sec)
64	1380	29
256	1950	20,5
512	2780	14,4
896	4530	8,8

Inventory timing vs Read memory size



Inventory speed vs Read memory size



Book Inventory Operation Performances: Success Rate vs. Read Memory Size

In this test the speed of moving the inventory handheld antenna (L-HA1) was keep constant at 24 cm/second, and the numbers of books read was recorded.

As the memory size was increased from 64 bits to 256bits to 512 bits and then finally to 896 bits, there was an increasing degradation in performance of the inventory function.

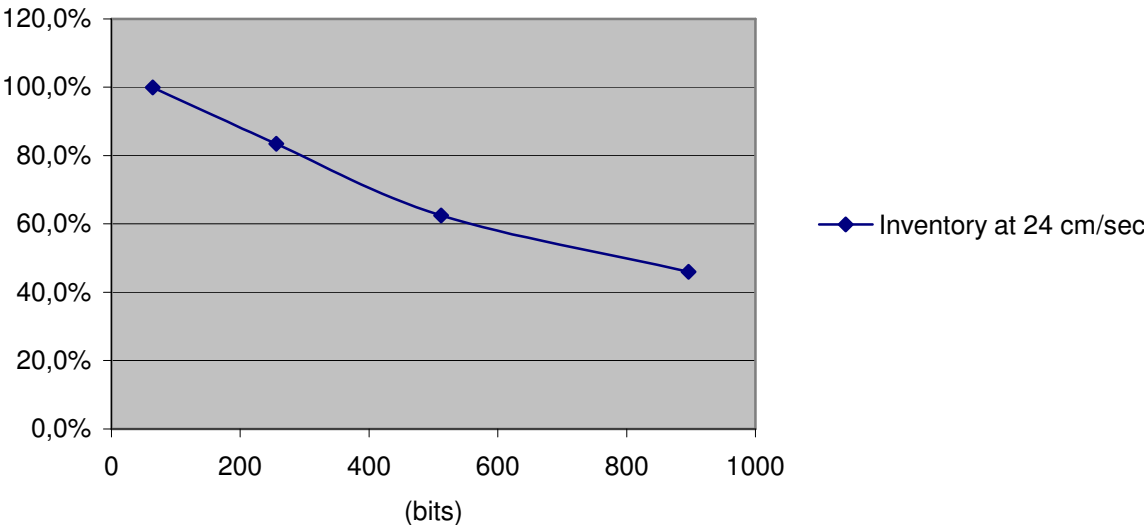
Reading station: TAGSYS L-HR2 Reader.
 Tests performed at reading speed 24 cm/sec.
 40 books used (thickness from 5 to 10 mm) representing a 33 cm long reading length.

Chip: ISO 18000-3 mode 1 / ISO 15693 (Philips ICODE SLI)
 For each memory size the books were scanned 10 successive times and the results averaged.

RESULTS

Memory size (bits)	Books read	Success rate
64	40	100,0%
256	33,4	83,5%
512	25	62,5%
896	18,4	46,0%

Success rate vs Read memory size



3 Conclusions:

The performance of the bookshelf inventory operation was notably affected by the transfer of increasing amounts of tag memory data.

AN RFID Data Model for libraries should minimize the necessary memory transfer required for Inventory operations.

Annex C

From the American Library Association

RESOLUTION ON RADIO FREQUENCY IDENTIFICATION (RFID) TECHNOLOGY AND PRIVACY PRINCIPLES

WHEREAS, Radio Frequency Identification (RFID) is a technology that uses various electronic devices, such as microchip tags, tag readers, computer servers, and software, to automate library transactions; and

WHEREAS, the use of RFID technology promises to improve library operations by increasing the efficiency of library transactions, reducing workplace injuries, and improving services to library users; and

WHEREAS, many libraries are adopting or in the process of adopting RFID technology to automate library circulation, inventory management, and security control; and

WHEREAS, consumers, consumer groups, librarians, and library users have raised concerns about the misuse of RFID technology to collect information on library users' reading habits and other activities without their consent or knowledge; and

WHEREAS, protecting user privacy and confidentiality has long been an integral part of the mission of libraries; and

WHEREAS, the ALA Code of Ethics states, "We protect each library user's right to privacy and confidentiality with respect to information sought or received and resources consulted, borrowed, acquired or transmitted"; and

WHEREAS, Privacy: An Interpretation of the Library Bill of Rights states that "The American Library Association affirms that rights of privacy are necessary for intellectual freedom and are fundamental to the ethics and practice of librarianship," and calls upon librarians "to maintain an environment respectful and protective of the privacy of all users"; and

WHEREAS, the ALA Intellectual Freedom Committee recognizes the importance of developing policies and guidelines for appropriate implementation of RFID technology in light of the profession's commitment to preserving user privacy and its concern for preserving the trust of library users; and

WHEREAS, the ALA Intellectual Freedom Committee and the ALA Office for Information Technology Policy, recognizing the immediate need to draft privacy principles to protect and promote ALA's values, joined with the Book Industry Study Group (BISG) to form a working group dedicated to developing a set of privacy principles to govern the use of RFID technology by all organizations and industries related to the creation, publication, distribution, and retail sale of books and their use in libraries; now, therefore, let it be

RESOLVED, that the American Library Association endorse the "BISG Policy Statement Policy #002: RFID — Radio Frequency Identification Privacy Principles" (Exhibit I)

RFID Data model for libraries

developed by the IFC and the OITP with the BISG and other working groups; and be it further

RESOLVED, that ALA affirm established privacy norms within and across the business, government, educational, and nonprofit spectrum, specifically acknowledging two essential privacy norms:

Data transferred among trading partners related to customer and/or patron transactions shall be used solely for related business practices and no unauthorized transaction shall be permitted.

Data related to customer and/or patron transactions shall not compromise standard confidentiality agreements among trading partners or information users; and be it further RESOLVED, that the ALA adopt the following “RFID Privacy Principles” developed by the IFC and OITP with the BISG RFID working group:

All businesses, organizations, libraries, educational institutions and non-profits that buy, sell, loan, or otherwise make available books and other content to the public utilizing RFID technologies shall:

- 1) Implement and enforce an up-to-date organizational privacy policy that gives notice and full disclosure as to the use, terms of use, and any change in the terms of use for data collected via new technologies and processes, including RFID.
- 2) Ensure that no personal information is recorded on RFID tags which, however, may contain a variety of transactional data.
- 3) Protect data by reasonable security safeguards against interpretation by any unauthorized third party.
- 4) Comply with relevant federal, state, and local laws as well as industry best practices and policies.
- 5) Ensure that the four principles outlined above must be verifiable by an independent audit; and be it further

RESOLVED, that the ALA continue to monitor and to address concerns about the potential misuse of RFID technology to collect information on library users’ reading habits and other activities without their consent or knowledge; and be it further

RESOLVED, that the ALA develop implementation guidelines for the use of RFID technologies in libraries.

**Adopted by the ALA Council
January 19, 2005
Boston, Massachusetts**

Annex D

Cyclic Redundancy Check (CRC)

Example of CRC calculations:

String: "RFID tag data model" gives hex(1AEE) that will be encoded with EE at the lowest memory location and 1A at the next memory location

Example code for CRC calculations:

```
const int crc_poly=0x1021;
int crc_sum;

void update_crc(int c)
{
int i;
bool xor_flag;
c<<=8;
for(i=0; i<8; i++)      {
    xor_flag=((crc_sum ^ c) & 0x8000)!=0;
    crc_sum = crc_sum << 1;
    if (xor_flag) crc_sum = crc_sum ^ crc_poly;
    c = c << 1;
}
crc_sum&=0xffff;
}

...
crc_sum=0xffff;
call "update_crc(byte);" for each data byte
...
```


Annex E

Presentation of participating companies

The working group has the following member:

3M Germany

Wolfgang Friedrichs:

Position in Company: Engineer, Regulatory Service Specialist. Active member of several European and international standardization committees.

E-mail: wfriedrichs@mmm.com

Web: <http://www.3m.com/library>

3M have worked closely with public and academic libraries for over 35 years. 5 Billion books are protected in over 25000 libraries worldwide with the 3M Tattle-tape (TM) security system. Self-service products for check -in and check-out functions were pioneered by 3M over 10 years ago. The market leading position held by 3M is reinforced with the introduction of new innovative SelfCheck (TM) products that are designed to help the library improve the service they offer to customers. With over 150 RFID installations worldwide 3M are also at the forefront of developing this technology to meet the ever increasing demands placed on the library operation. A fortune 500 company doing business in more than 60 countries for over 100 years 3M have been helping and will continue to help libraries become more secure, efficient and productive

Axiell Bibliotek AB

Anders Bjurnemark

Position in Company: IT-manager, responsible for the technical platforms for self service machines and the library system BOOK-IT.

E-mail: anders.bjurnemark@axiell.com

Web: <http://www.axiell.com>

Axiell Bibliotek is the Nordic region's biggest IT-company with a focus on Libraries.

We develop, market, and support library IT systems and self-service machines for all types of libraries. We also provide training, consultation and project management services.

RFID Data model for libraries

Bibliotheca RFID Library Systems AG.

Gregor Hotz,

Position in Company: Engineer R&D/Q&S, participating in different standardisation and specification groups for RFID usage in libraries.

E-mail: gregor.hotz@bibliotheca-rfid.com

Henrik K. Jensen

Position in Company: Engineer R&D, experienced developer for library applications.

E-mail: Henrik.K.Jensen@bibliotheca-rfid.com

Web: <http://www.bibliotheca-rfid.com/>

Bibliotheca RFID Library Systems AG, www.bibliotheca-rfid.com, provides non-proprietary RFID solutions for libraries based on ISO standards with worldwide experience.

Dantek A/S

Henrik Dahl,.

Position in Company: President, Dantek Poland

E-mail: hdahl@inet.uni2.dk

Web: <http://www.dantek.dk/>

Dantek has developed and supplied integrated IT-solutions for libraries since 1987. More than 2,500 libraries in Denmark and other North European countries have chosen a solution from Dantek. Amongst the customers public- and corporate libraries amount to 250 installations. The other customers are generally speaking educational libraries at primary and lower secondary schools, upper secondary schools, private schools, business schools, schools specializing in education of the adult, book stocks and more. In Denmark and Sweden Dantek is the market leader for library solutions for educational institutions.

DBC medier

Carsten H. Andersen,.

Position in Company: Director, Data division, on behalf of DBC medier.

E-mail: CHA@dbc.dk

Web: <http://www.dbc.dk/>

DBC Media is a sister company to DBC (Danish Bibliographic Centre). DBC is responsible for the major part of the Danish national bibliography and the Danish union catalogue. DBC Media supplies books, audiovisuals and integrated library systems to Danish libraries.

Draupnir

Kaj Frøling,.

Position in Company

E-mail: kf@draupnir.dk

Web: <http://www.draupnir.dk/>

Description?

RFID Data model for libraries

Codeco

Jan Didriksen,.

Position in Company:

E-mail: jd@codeco.dk

Ian Koch

Position in Company:

E-mail: ik@codeco.dk

Web: <http://www.codeco.dk/default.htm>

Description?

FKI Logistex A/S.

Dennis Sørensen,

Position in Company

E-mail: dennis.sorensen@eu.fkilogistex.com

Web: <http://www.eu.fkilogistex.com/>

Description?

P.V. Supa Oy Ltd.

Ivar Thyssen

Position in Company: Export manager, member of the product development team in. Manager of the Danish library distribution company, Polyga.

E-mail: ivar.thyssen@pv-supra.com

Web: <http://www.pv-supra.fi/en/main.htm>

P.V. Supa Ltd develops high value added process improvement applications for libraries and retailers. P.V. Supa offers the industry's most comprehensive RFID application and engineer solutions for tomorrows library's imperatives.

TAGSYS

Pierre Matignon,

Position in Company: Sales Manager, Library Market

E-mail: pierre.matignon@tagsys.net

Alastair McArthur,

Position in Company: Chief Technology Officer

E-mail: alastair.mcarthur@tagsys.net

Web: <http://www.tagsys.net/>

TAGSYS is the global leader in item-level RFID infrastructure. TAGSYS provides select market sectors with end-to-end item-level tracking RFID systems that automate labor-intensive processes, authenticate goods and enable real-time inventory. With a global brand presence of over 50 million RFID tags, 50,000 reader systems and 500 installations, taken together with an impressive IP portfolio that includes patented injection moldable "micro-tags" and 3-D RAS (*Reliable/Accurate/Secure*) Tunnels, TAGSYS has emerged as the world's leading *dedicated* RFID supplier. TAGSYS is backed by world-class investors and leverages partnerships with leading consulting, middleware and automation / integration

RFID Data model for libraries

companies to address highly specialized vertical markets such as pharmaceuticals, fashion apparel, libraries, textile rental (and commercial laundries), induction cooking, gas cylinder tracking and cash-in-transit tracking. TAGSYS is a veteran participant in the development of RFID standards with international organizations such as ISO and EPC*global*.

TagVision

Ole Sundø

Position in the Company: Managing Director /CEO

E- mail:os@tagvision.dk

Web:http://www.tagvision.dk

TagVision A/S (Ltd) is a Danish company who has specialised in developing, manufacturing and selling RFID 13,56Mhz systems to Libraries.

In 1999 we joint forces with Silkeborg Library creating a team with the target to develop and Install an rfid system based upon handling of all Library materials.

We have made an rfid system based upon Pat. Pending of storage materials for CD and DVD Witch makes it possible to handle several CD and DVD in our special Pat. Pending pockets.

TagVision A/S (Ltd) designs and produces a major part of the necessary RFID equipment.

Tårnby Kommunebiblioteker

Henrik Wendt

Position in Company: Head of IT-department

E-mail: hwe.hb.uk@taarnby.dk

Web: http://www.bibliotek.taarnby.dk/

The city of Taarnby has 40.000 inhabitants and is situated in the island of Amager close to Copenhagen and the international airport. In 2004 the public library had 475.000 visitors and nearly 640.000 loans.

Hein Information Tools

Morten Hein, (chairman).

Position in Company: Director

E-mail: morten.hein@heinit.dk

Web: www.heinit.dk

Hein Information Tools is occupied with IT development areas and business analysis for the library world. Little by little the portfolio has been extended into music information and copyright. Hein Information Tools has carried out large tasks in analysis of IT and other topics for libraries; in literature and in music export. Hein Information Tools has been consultant to a row of public institution IT and WEB project to acquire rights to copyrighted media. Hrech is a CD label within Hein Information Tools that will present reissues of older sound recordings.

Annex F.

How to get an AFI.

The working group has looked for ways to acquire AFI's for library usage of RFID tags. It has not succeeded. However, at the last moment new ways have emerged. The conclusion for the time being is in the text. The arguments are in this annex as they might change before the final conclusion.

NEN

The working group learned that NEN, the Dutch Standards Organisation is secretariat JTC1 SC31/WG4. From NEN the working group has had this communication:

As you will be aware the AFI concept originates from the JTC1/SC17 environment. It is a selection mechanism for selecting a group of cards relating to a specific application; thus reducing the number of replies (i.e. the load on the radio band) in "inventory type operations".

SC31 uses air interfaces identical/similar to SC17. So SC31 needs a number of AFI's to allow discrimination between SC17 and SC31 applications.

In discussion between the relevant chairmen of SC17 and SC31 a number of AFI's (to allow selection of an application from all users of the specific radio technology) have been assigned to SC31 for "RFID for item management". The detailed management for these values will be done by SC31; Or by SC31/WG4 on its behalf; Or by a designated Registration Authority (RA) on its behalf.

As you are familiar with the JTC1 rules, you will understand that allocation of AFI's by an RA requires standards to describe the technical and procedural rules for the RA.

Although there are participant in SC31 - SC31/WG4 that have the opinion that this path should be followed, at this time there is not even a New Work Item proposal for the production of these standards. So this may be indicative to you that we are still some time away from an up-and-running RA for this matter. It is correct that NEN has indicated that it would be happy to consider to be RA might this path be followed and the registration be similar in nature as other ones (Issuing Agency Codes, Object Identifiers, etc.). However, this is all in the not-immediate future. At this time the SC31 AFI's are in the hands of SC31, with SC31/WG4 being the group in SC31 for this topic. Addressing NEN with this question is premature.

SC31 may have a somewhat different view on registration than SC17. Where SC17 allocates AFI's to a specific application, there are parties in SC31 that argue that allocation should in

RFID Data model for libraries

addition be to an organization that might set rules that should be followed for the specific application area. However, as stated, what will emerge is up to the committee.

NEN adds: The details of the agreement between SC17 and SC31 are not clear. In particular it is uncertain which applications should obtain AFI's from the SC17 range and which applications should obtain values from the SC31 range. You might also explore the SC17 route.

Other activities

At the same time the working group is aware that there is a parallel activity going on for the AFI registration at ISO. A group of big libraries did apply for AFI at ISO and seems to be one step ahead. It might be good, to merge these activities. The responsible working group will have a meeting on July 15th in London. I do not know, how long it might take, to get a definitive value for use. There is a need to define a transition solution which makes it possible, to start using the Danish Data Model immediately.

In the ISO/IEC 15693-3:2002(E) There is a clause 4.2 Application family identifier (AFI) coding. All groups defined in there are: Transport, Financial, Identification, Telecommunication, Medical, Multimedia, Gaming, Data storage, Item management, Express parcels, Postal services, Airline bags. Whereas only Item management can be used for the Item handling in libraries (AFI 0x90 - 0x9F). Now the ISO/IEC groups redefine the AFI usage and do not foresee a group for Item management anymore but do have areas which can be managed by the subgroups ISO/IEC JTC 1/SC 31 and ISO/IEC JTC 1/SC 17. AFI 0x90 - 0x9F is also in this range.

Annex G
Amendment #1
Of 28 March 2006

Note! This amendment is a clarification of the data model to avoid ambiguities. No new issues are brought into considerations

Introduction

An issue of possible open interpretation of the data model has been raised. One participant in the development of the Data Model has during implementation found an ambiguity in the interpretation of the data model.

The working group has during its work tried to avoid such issues but has to admit that the question raised is not sufficiently solved in the text of the data model.

To solve the issue the following amendment is given. This amendment is in line with the intentions for the structure as described in section 3.3 of the data model. I.e. the header for a data block is 4 or 6 bytes:

Definition of a 4 byte data block id:

Offset in block	Length	Field
0	1	Length
1-2	2	Data block id
3	1	Checksum

Alternate for long (6 byte) data block id:

Offset in block	Length	Field
0	1	Length
1-4	4	Data block id
5	1	Checksum

This will require an adjustment to two ambiguous tables in the data model:

RFID Data model for libraries

3.5.2 Extended owner library

Original table to be changed:

Offset in block	Length	Field
0	1	Length
1	2	Data block ID (=1)
4	1	XOR checksum
5	1	Media format
6	Unspecified	Alternate item id
	Unspecified	Extended owner library

New unambiguous table to be used in that paragraph:

Offset in block	Length	Field
0	1	Length
1-2	2	Data block ID (=1)
3	1	XOR checksum
4	1	Media format
5	Variable	Alternate item id
Unspecified	Variable	Extended owner library

RFID Data model for libraries

3.5.3.4 Invoice number

Original table to be changed:

Offset in block	Length	Field
0	1	Length
1	2	Data block ID (=2)
4	1	XOR checksum
5	Variable	Supplier ID
	Variable	Item identification
	Variable	Order number
	Variable	Invoice number

New unambiguous table to be used in that paragraph:

Offset in block	Length	Field
0	1	Length
1-2	2	Data block ID (=2)
3	1	XOR checksum
4	Variable	Supplier ID
Unspecified	Variable	Item identification
Unspecified	Variable	Order number
Unspecified	Variable	Invoice number

Another clarification

To avoid further ambiguities the following clarification is given:

Interpretation of chr(0):

This is the character with ordinal number 0, and is the same as a byte with hexcode 00h.

General definition: chr(n) is a byte with ordinal value n.